

Adapter Plate Ordering Guide

To determine the correct adapter plate and item code use the following descriptions and measurements.

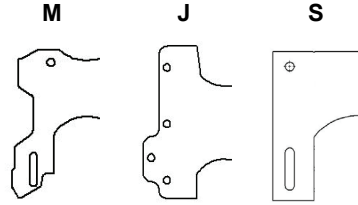
Plate Kit— Includes adapter plate, and all necessary bolts shims and washers.

Mounting Location.

M— Mounts between motor and transom or motor & Jack plate (some jack plates require a spacer)

J— mounts between the Jack plate and the transom

S—mounts to the side of the jack plate



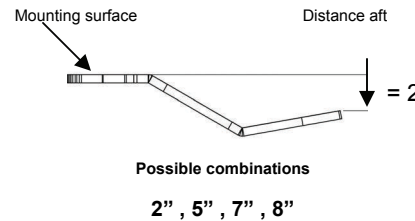
Distance aft of mounting surface (in inches)

2— inches (back from the mounting surface)

5— inches (back from the mounting surface)

7— inches (back from the mounting surface) side mount only

8— inches (back from the mounting surface)

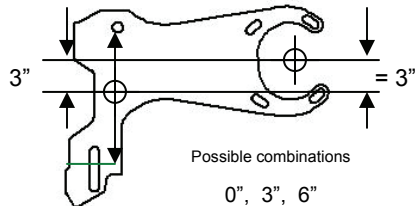


Height from center of mounting position (in inches)

0—zero inches (center of the mounting bolts)

3—three inches (above the center of the mounting bolts)

6—six inches (above the center of the mounting bolts)



Mounts to the Port or Starboard side of the boat

P—Port side

S—Starboard side

PK— X—X—X—X

“In Stock” Adapter plates Item codes

Plates using motor bolts

PK-M-2-0-P

PK-M-2-0-S

PK-M-2-3-P

PK-M-2-3-S

PK-M-8-3-S

Plates using jack plate bolts

PK-J-2-0-P

PK-J-2-0-S

PK-J-2-3-P

PK-J-2-3-S

PK-J-8-3-S

Plates using side mount bolts

PK-S-7-3-P

PK-S-7-3-S

Spacers

AP-spacer-3/4

AP-spacer-2

Power-Pole® Adapter plate Kits include the adapter plate, shims, bolts, and washers.

These Adapter plate are specially designed to accommodate most boat and motor configurations for both fresh and saltwater boats. They are constructed of 1/2 " thick Aluminum, so they are light weight yet incredibly strong. They have an anodized black finish so they will look great for years .

Not all combinations are available. For Adapter plates not “in stock” please allow 3 weeks for shipping. Custom plates are available upon request.

